



Back To School Party Printable FREEBIE

Instructions for Printable Routines & Checklists

Basic Supplies

Cardstock or printer paper, scissors, hole punch and string.

Open Files with a PDF Reader

The easiest way to open a PDF file is to double-click on it and let your PC decide which default application should open the file. If no program opens the PDF file then you probably don't have an application installed that can view and/or edit PDF files. Most PDF readers are free downloads.

Recommended Paper for Home Printing

The instructions and pages in this file are meant to be printed on 8.5" x11" sheets of paper.

Printing at Local Printers


You may also take the file to a local printer.

Use

For Personal Use Only.


B

A




K


T




S




H












KINDERERGARTEN




FIRST GRADE




SECOND GRADE




THIRD GRADE




FOURTH GRADE




FIFTH GRADE




SIXTH GRADE




SEVENTH GRADE




EIGHTH GRADE




NINTH GRADE



TENTH GRADE



ELEVENTH GRADE



TWELFTH GRADE